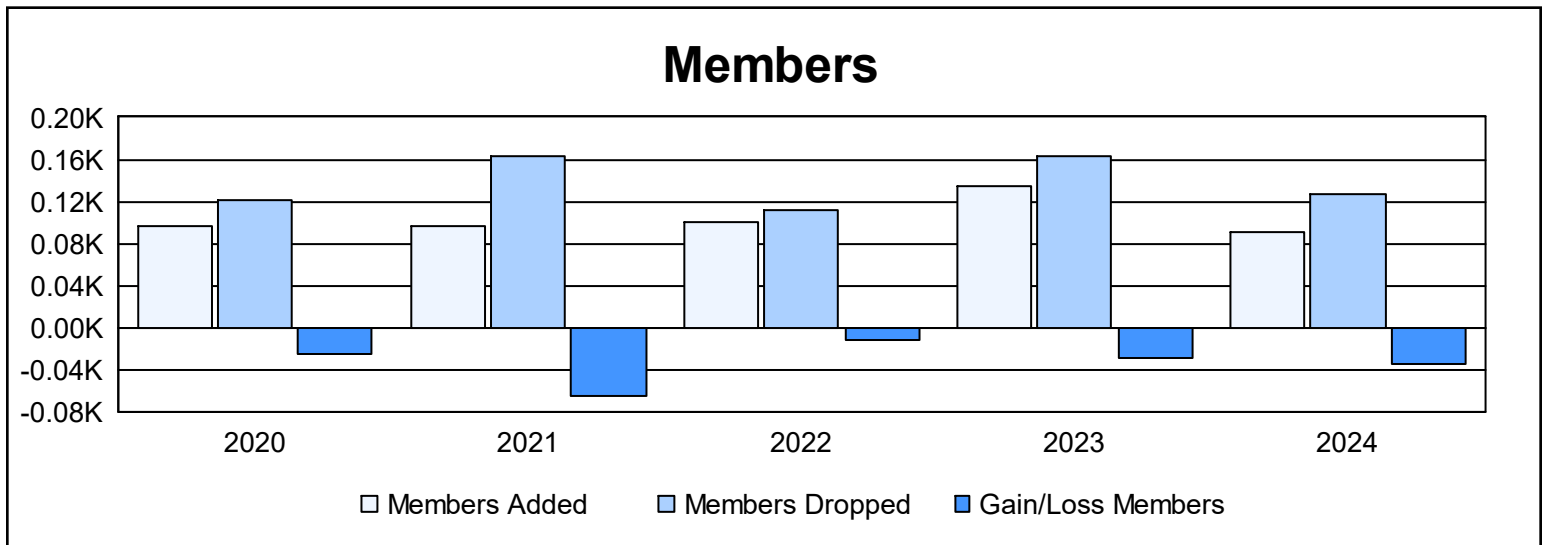
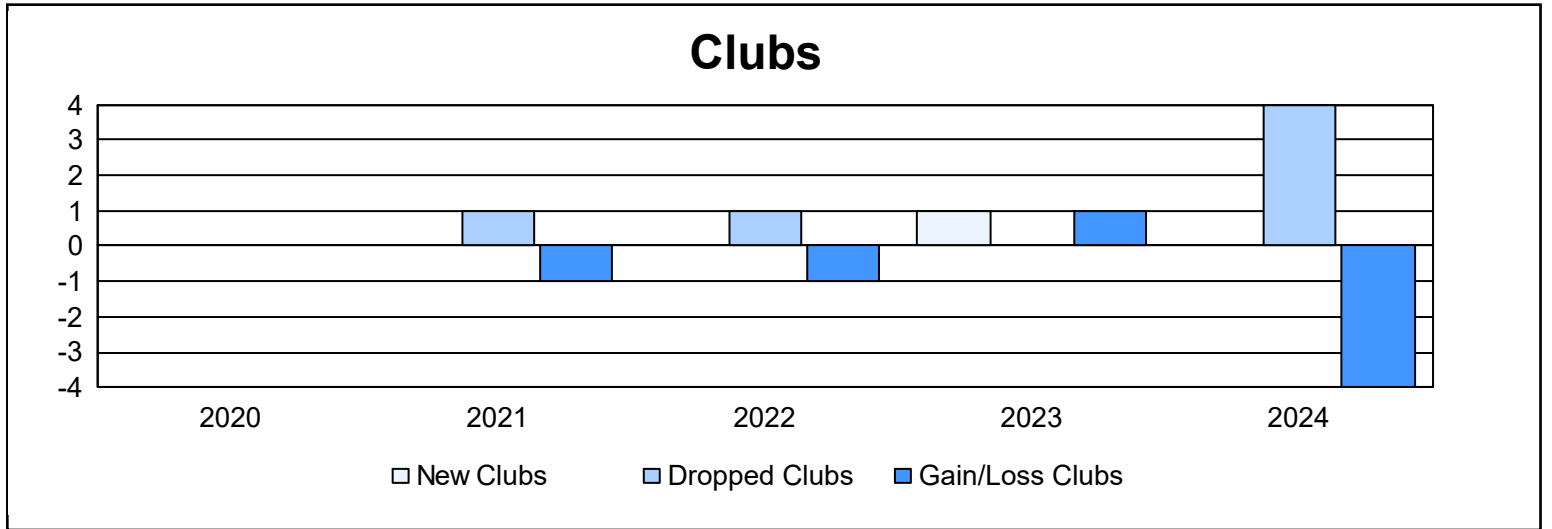
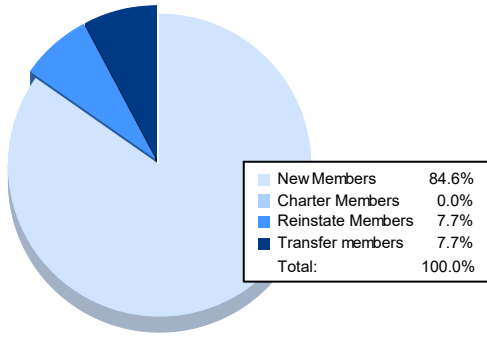


Year	New Clubs	Dropped Clubs	Gain/ Loss Clubs	New Members	Charter Members	Reinstate Members	Transfer Members	Total Member Added	Total Members Dropped	Gain/ Loss Members
2019-2020	0	0	0	84	0	7	5	96	121	-25
2020-2021	0	1	-1	61	0	12	24	97	162	-65
2021-2022	0	1	-1	86	0	9	6	101	112	-11
2022-2023	1	0	1	91	29	9	5	134	163	-29
2023-2024	0	4	-4	77	0	7	7	91	126	-35
<b>Average</b>	<b>0</b>	<b>1</b>	<b>-1</b>	<b>80</b>	<b>6</b>	<b>9</b>	<b>9</b>	<b>104</b>	<b>137</b>	<b>-33</b>



### Membership Composition June 2024 Cumulative



### Gender Composition June 2024 Cumulative

